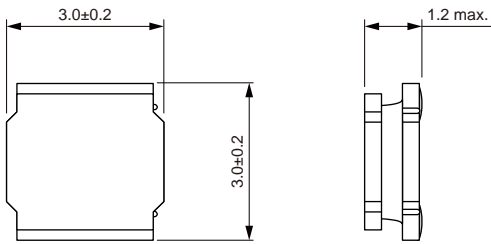
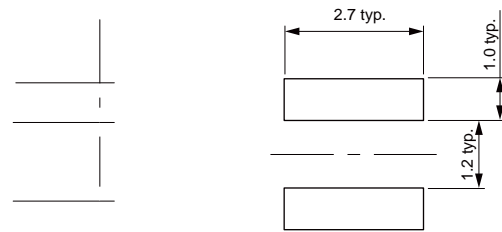


NRSM Series
Wire Wound SMD Power Inductor
Size 3012

Dimensions: [mm]



Land Pattern: [mm]



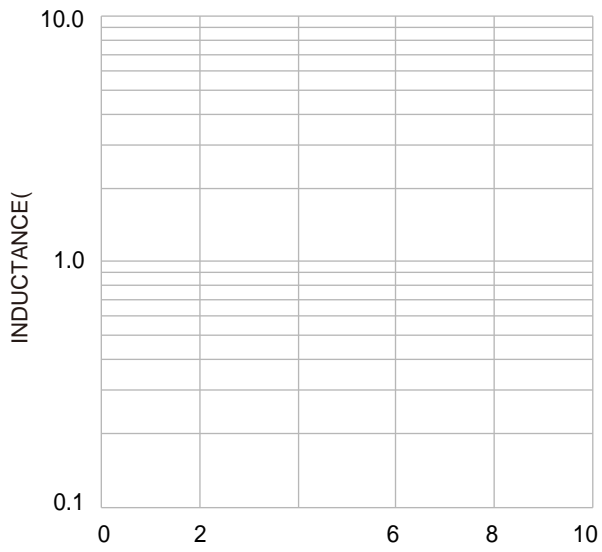
Electrical Properties:

Satura on Satura on

						()	()
±20%	4.80	4.20	10.0	9.30	0.020	0.026	
±20%	4.80	4.10	8.90	7.20	0.024	0.032	
±20%	4.20	3.80	8.00	6.80	0.031	0.040	
±20%	3.60	3.10	6.80	5.80	0.038	0.046	
±20%	3.10	2.70	5.40	4.20	0.046	0.054	
±20%	2.90	2.50	4.10	3.40	0.062	0.074	
±20%	2.35	2.05	3.35	2.80	0.090	0.108	
±20%	1.80	1.50	2.60	2.20	0.144	0.185	
±20%	1.35	1.15	2.50	2.00	0.215	0.255	
±20%	1.25		1.90	1.60	0.290	0.340	
±20%	1.15		1.45	1.20	0.395	0.474	
±20%	0.60		1.30	1.10	0.610	0.740	
±20%	0.46		1.15	0.96	0.960	1.200	

Typical Electrical Characteristics:

Inductance VS. Current Characteristics:



Temperture Rise VS. Current Characteristics:

